

LEGO **DIGITAL DESIGNER** Building instructions

Model Name: **MegaMan**
 Number of Bricks: **186**



Step 1

1 x	
1 x	
3 x	




Step 2

1 x	
1 x	
2 x	





Step 3



Step 4




Step 5





Step 6



Step 7



Step 8





Step 9




Step 10



Step 11





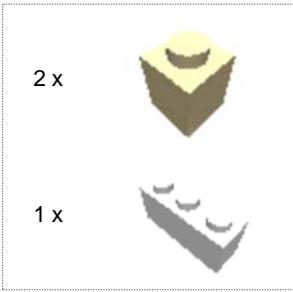
Step 12



Step 13



Step 14



Step 15



Step 16






Step 17



Step 18



Step 19





Step 20



Step 21



Step 22






Step 23



Step 24



Step 25






Step 26



Step 27







Step 28



Step 29




Step 30






Step 31




Step 32



Step 33



Step 34



Step 35




Step 36



Step 37



Step 38



Step 39



Step 40



Step 41





Step 42



Step 43




Step 44





Step 45



Step 46



Step 47



Step 48



Step 49



Step 50



Step 51



Step 52



Step 53



Step 54




Step 55





Step 56



Step 57

2 x



Step 58





[LEGO Digital designer website](#)

© 2007 The LEGO Group. All rights reserved.
Use of the LEGO Digital Designer html print tool, signifies your agreement to the terms of use.